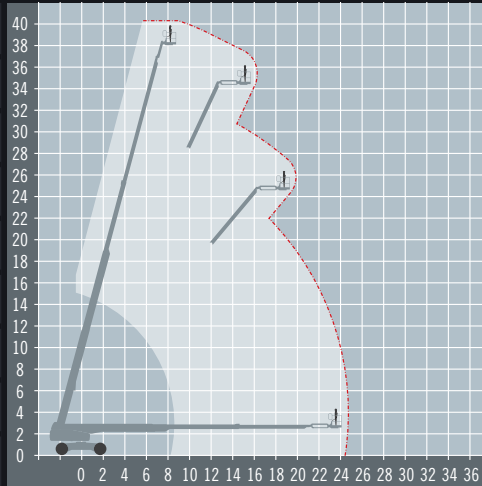







## Maximum reach and manoeuvrability

REACH HEIGHT	40.15 m
PLATFORM HEIGHT	38.15 m
HORIZONTAL REACH	24.38 m
STOWED HEIGHT*	3.07 m
LENGTH X WIDTH*	14.25 x 3.35 m
DEPLOYED WIDTH	3.35 m
PLATFORM SIZE	2.44 x 0.91 m
WEIGHT	20,248 kg
LIFT CAPACITY	227 kg









\*Width with axle extended for use. Width with axle retracted is 2.49 m (8' 2")

-  **DIESEL POWERED**  
Perfect for external applications
-  **OUTDOOR RATED**  
Wind rated for outdoor use
-  **ROUGH TERRAIN**  
4 wheel drive for uneven ground
-  **EXTENDING AXLES**  
Axles extend for use and retract for transport
-  **IPAF 3b**  
Requires IPAF category 3b

The Genie S125 telescopic boom offers a greater horizontal outreach than any other type of aerial platform - perfect for areas with limited access in construction and industrial applications.

## A range of extra's for 'Hire or Purchase' designed to give you the GTAdvantage™

-  **STOP NUISANCE BORROWING WITH GTA SECURE™**
-  **PROTECT SENSITIVE GROUND WITH 'GROUND GUARDS'**
-  **DOUBLE POINT HARNESSES TO KEEP YOU SAFE AT HEIGHT**
-  **PROTECT FINISHED SURFACES WITH WHEEL COVERS'**
-  **REFUEL ON-SITE THE EASY WAY WITH A FUEL BOX!**
-  **OPERATOR TRAINING FOR THIS ACCESS PLATFORM**

Find out more about the 'GTAdvantage' extras at [gtaccess.co.uk](http://gtaccess.co.uk)



**THE POWER IN ACCESS™**